



# Girl Child Education Fund

## 10 October 2018 Interim Report

### Prepared for Vårdförbundet, Sweden

Isabelle Skinner ICN CEO

Claire Medd ICN Program Manager

Tania Pavlovic ICN Programme Manager Officer

---

The Girl Child Education Fund (GCEF), supports the primary and secondary schooling of girls under the age of 18 in developing countries whose nurse parent or parents have died. It is hosted by the International Council of Nurses (ICN) and its foundation, the Florence Nightingale International Foundation (FNIF).

Since the initiation of the programme over 370 girls have been enrolled in the GCEF. We are currently supporting 80 girls, 20 in each of the following countries: Kenya, Swaziland, Uganda and Zambia. The Fund provides school fees and supplies as well as psychosocial support. Every girl in the GCEF is linked with a Nurse Volunteer, who helps to guide them through the educational process and the challenges of everyday life. For details of funding requirements for 2018 and until graduation, please refer to Appendix A.

More than 180 girls have completed secondary school (see Appendix B) under this programme so far since its inception. The nurse volunteers' have been instrumental in following up the progress of the girls and they have supported them in counselling and mentorship. The Alumni meetings held in the previous years helped the girls to be very supportive of one another.

In each country a project coordinator is employed as part of the programme. The coordinator visits the girls at school and is in contact with the guardians and teachers.

## Current Programme Enrolments

Thanks to continuing support for this programme, ICN was able to support the recruitment of a further 24 girls this year into the project to bring the number back up to 80 girls currently being supported. Since the beginning of 2018, the fund again supports 20 girls per country and ICN have details of all the girls' names and their school start and end dates.

At the beginning of September 2018 an ICN representative, Julie Clerget – Media and Campaigns Officer, visited Kenya and Swaziland to capture some stories from the girls and from the Alumni to prepare the full report due to the Board in December 2018. ICN President Annette Kennedy and 2nd Vice President Thembeke Gwagwa also met with the Alumni at the ECSACON meeting in Nairobi. A number of challenges were identified, particularly in Uganda where there had been substantial changes in the Uganda Nurses and Midwives Union. ICN secretariat have been in communication with the Guardians, the UNMU and the Alumni network. Dr Isabelle Skinner will travel to Uganda to meet with the Guardians and the UNMU in November 2018.

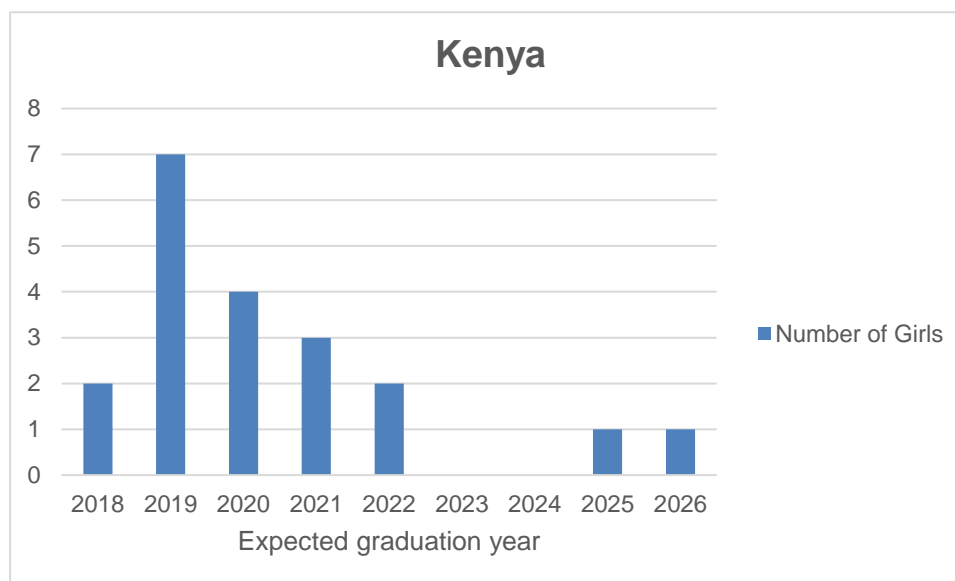


## Kenya

According to the report received from Ms Faith Mbehero, in-country GCEF nurse coordinator, at the end of 2017, Kenya had 10 girls supported by the fund.

In January 2018, a further 10 girls were recruited. ICN transferred a total of 24,244 CHF, to cover the schooling costs of 20 girls and the local administrative and coordination expenses.

Graph 1 represents the expected graduation years for the 20 girls currently funded by the programme.



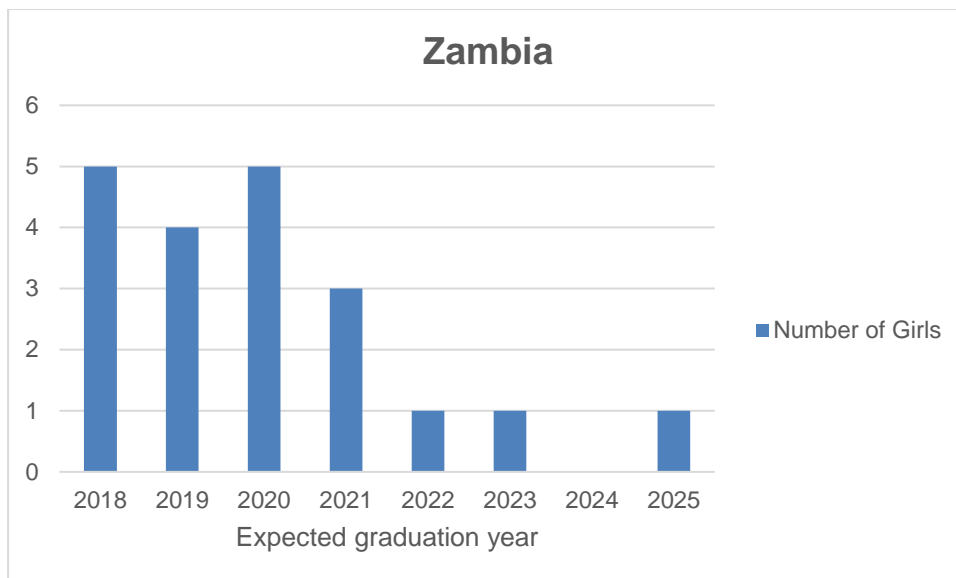
Graph 1 - Expected graduation year for 2018 cohort in Kenya

## Zambia

According to the report received from Ms Jennifer Munsaka, in-country GCEF nurse coordinator, at the end of 2017, Zambia had 15 girls supported by the fund.

In January 2018, a further 5 girls were recruited. ICN transferred a total of 13,946 CHF, to cover the schooling costs of 20 girls and the local administrative and coordination expenses.

Graph 2, in the next page, represents the expected graduation years for the 20 girls currently enlisted.



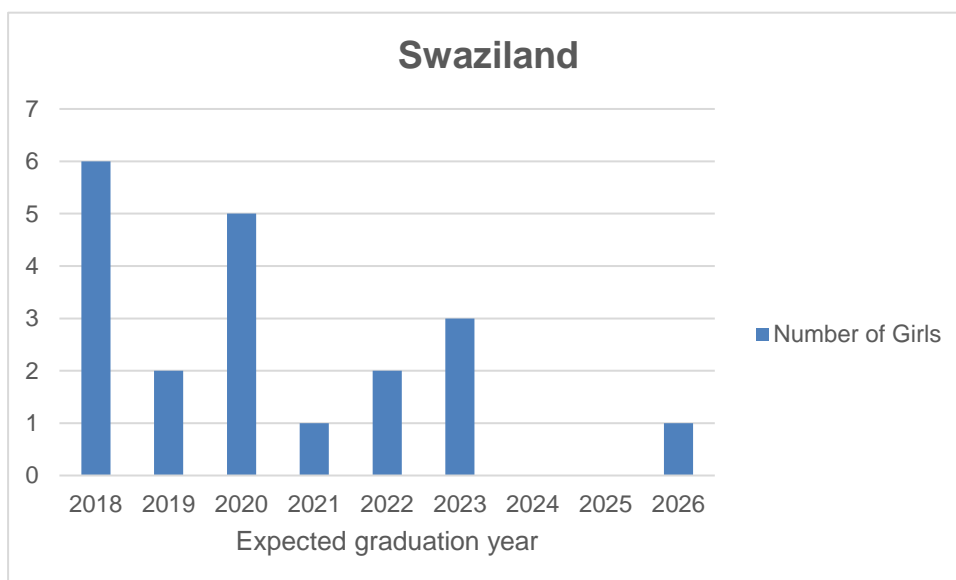
Graph 2 - Expected graduation year for 2018 cohort in Zambia

## Swaziland

According to the report received from Ms Tiny Dlamini, in-country GCEF nurse coordinator, at the end of 2017, Swaziland had 13 girls supported by the fund.

In January 2018, a further 7 girls were recruited. ICN transferred a total of 25,621.06 CHF, to cover the schooling costs of 20 girls and the local administrative and coordination expenses.

Graph 3 represents the expected graduation years for the 20 girls currently supported by the programme.



Graph 3 - Expected graduation year for 2018 cohort in Swaziland

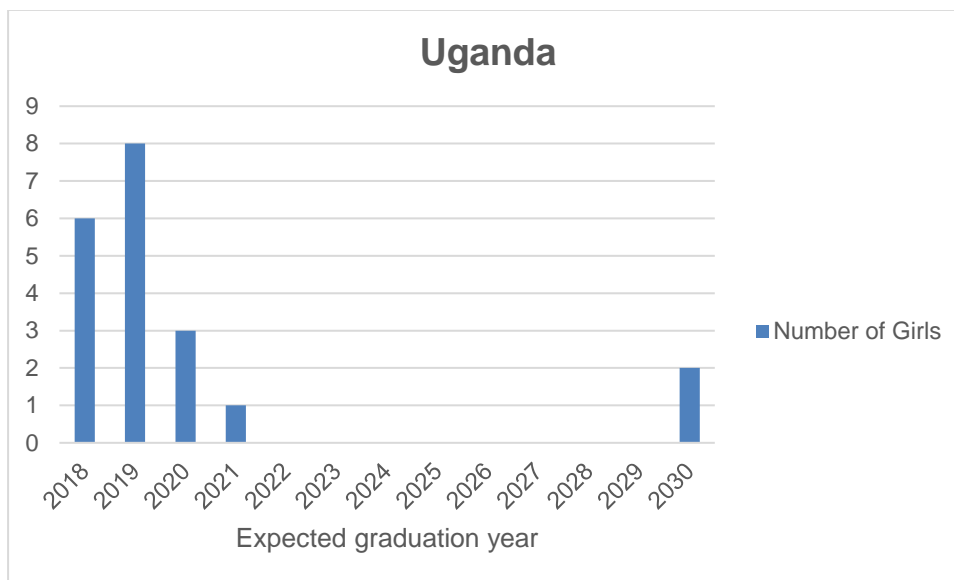


## Uganda

According to the report received from Ms Theopista Kabaliisa, in country GCEF nurse coordinator, at the end of 2017, Uganda had 18 girls supported by the fund.

In January 2018, a further 2 girls were recruited. ICN transferred a total of 34,039 CHF, to cover the schooling costs of 20 girls and the local administrative and coordination expenses.

Graph 4 represents the expected graduation years for the 20 girls currently enrolled in the programme.

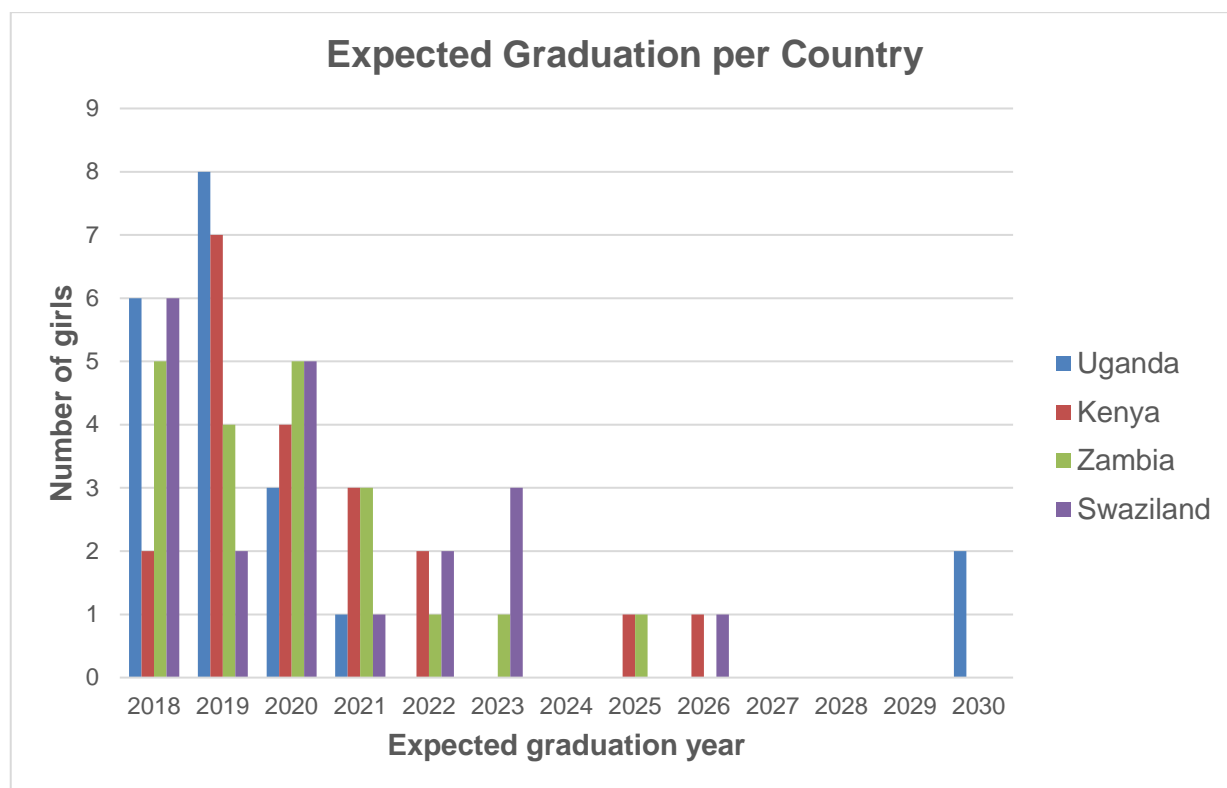


Graph 4 - Expected graduation year for 2018 cohort in Uganda



## Summary of graduation chart

The graph below, number 5, shows a summary of the 4 charts presented above.



Graph 5 - Expected graduation year for 2018 cohort of the 4 GCEF countries



## Testimonials from Kenya 2017 Report



Claire Odunga a GCEF Law graduate representing the Independent Electoral and Boundaries Commission-She's is now an advocate of the high court.



Photo of a Nurse Volunteer with one of the girls during the mentorship sessions.

*"I have gone through school uninterrupted because of the nurses my mother worked with. They have changed my life. I now have a diploma in social studies."*



**Lynn Kuya:** A graduate of Economics: *“I lived in a children’s home before, I struggled with school supplies and fees, I know what it means to have no hope for tomorrow at a younger age. But this project came through for us as a family. I and my young sister have been beneficiaries of this project.*

**Maurine Indoshi.** *“I had dropped out of school at form one upon my mom passing away. This project came through for me. It supported me through school and now I am a graduate of linguistics”.*

**Brenda Tammy:** *“We lost our mother suddenly when one morning she just collapsed in the bathroom. I and my sister were both very young in lower primary. Life just changed. My father though a teacher went into serious depression, alcoholism and lost his job. It is my mother’s former colleagues who stood in for us and ensured that we went to school. Initially I did not understand where they were getting the money from. As I grew older, I realised that the GCEF was the one supporting my education. The nurses too supported my father through rehabilitation. Both I and My sister have completed school. I ensured I pursued nursing so that I can help others just like the nurses did. I now have a diploma in Nursing and my sister is studying accounting, my father is healed and we are back on our feet as a family. I thank you all for the support”.*



## Girl Child Education Fund

### Appendix A

Budget Estimation 2018						
20 Girls per country						
	USD			CHF		
	Total	School Costs	Admin Costs	Total	School Costs	Admin Costs
Uganda	\$ 39,485.91	\$ 30,477.19	\$ 9,008.72	34,039.57 CHF	26,273.44 CHF	7,766.14 CHF
Kenya	\$ 25,456.48	\$ 18,369.53	\$ 7,086.95	24,244.27 CHF	17,494.79 CHF	6,749.48 CHF
Zambia	\$ 14,576.67	\$ 9,143.20	\$ 5,433.46	13,946.30 CHF	8,747.81 CHF	5,198.49 CHF
Swaziland	\$ 17,935.48	\$ 20,322.58	\$ 5,677.42	25,621.06 CHF	20,026.38 CHF	5,594.67 CHF
<b>Total</b>	<b>\$ 97,454.54</b>	<b>\$ 78,312.50</b>	<b>\$ 27,206.55</b>	<b>97,851.20 CHF</b>	<b>72,542.42 CHF</b>	<b>25,308.78 CHF</b>

To consider:

\* Estimation made based on the information received from each country on January 2018

Budget Estimation Until Graduation						
20 Girls per country						
	USD			CHF		
	Total	School Costs	Admin Costs	Total	School Costs	Admin Costs
Uganda	\$ 222,263.33	\$ 117,519.75	\$ 104,743.58	191,606.31 CHF	101,310.13 CHF	90,296.19 CHF
Kenya	\$ 358,877.86	\$ 71,251.91	\$ 287,625.95	341,788.44 CHF	67,858.96 CHF	273,929.48 CHF
Zambia	\$ 88,861.18	\$ 31,483.17	\$ 57,378.01	85,018.39 CHF	30,121.68 CHF	54,896.71 CHF
Swaziland	\$ 109,625.81	\$ 63,870.97	\$ 45,754.84	108,028.04 CHF	62,940.06 CHF	45,087.97 CHF
<b>Total</b>	<b>\$ 779,628.17</b>	<b>\$ 284,125.79</b>	<b>\$ 495,502.38</b>	<b>726,441.18 CHF</b>	<b>262,230.84 CHF</b>	<b>464,210.34 CHF</b>

To consider:

\* Estimation made based on the information received from each country on January 2018





## Girl Child Education Fund

### Appendix B

Description	Kenya Number of girls (data until 2017)	Uganda Number of girls (data until Sept 2017)	Zambia Number of girls (data until 2016)	Swaziland Number of girls
Graduated since inception	71	75	43	Awaiting on data
Transitioned to University / Colleges	66	73	Awaiting on data	Awaiting on data
Drop-outs / left the programme	Awaiting on data	2	Awaiting on data	Awaiting on data
Teenage pregnancies	1	1	Awaiting on data	Awaiting on data